



ಬೃಹತ್ ಬೆಂಗಳೂರು ಮಹಾನಗರ ಪಾಲಿಕೆ  
Bruhat Bengaluru Mahanagara Palike



# BBMP COVID-19 WAR ROOM 04.04.2023

BBMP / COVID-19 WAR ROOM / BULLETIN – 1107/ 04.04.2023 / #BBMPfightsCOVID19



# OVERVIEW OF COVID-19 IN BENGALURU

**CASE TRENDS** ACTIVE CASES **831**

<u>Confirmed Cases</u>	<u>Recovered Cases</u>	<u>Death Cases</u>
<b>198</b> 18,80,739 <sup>#</sup>	<b>184</b> 18,62,912 <sup>#</sup>	<b>0</b> 16,996 <sup>#</sup>

**HOSPITALIZATION** **56**

<u>ICU – V</u>	<u>ICU</u>	<u>HDU</u>	<u>General</u>
<b>2</b>	<b>8</b>	<b>4</b>	<b>42</b>

INCLUDES GOVT. QUOTA AND PRIVATE WALK-IN HOSPITALIZATION

**VACCINATION** **109** 2,06,98,324<sup>#</sup>

<u>First Dose</u>	<u>Second Dose</u>	<u>Precaution Dose</u>
<b>7</b> 96,89,582 <sup>#</sup>	<b>15</b> 95,11,360 <sup>#</sup>	<b>87</b> 14,97,382 <sup>#</sup>

**TRIAGING**

**MTU**  
**5**

**Tele Triage**  
**190**

**ACTIVE CZs**

**0**

**MCZs (< 5 cases)**  
**0**

**Clusters (> 5 cases)**  
**0**

**TESTING** **3,795** 3,22,32,031<sup>#</sup>

<u>RAT</u>	<u>RTPCR</u>
<b>1,599</b>	<b>2,196</b>

**Positivity :4.83%**  
\*FOR LAST 7 DAYS

# : indicates cumulative numbers till date



# ABSTRACT OF COVID-19 SCENARIO IN BENGALURU



	MALE			FEMALE			TRANSGENDER			TOTAL		
	Last 24 Hours	Last 7 Days	Cumulative	Last 24 Hours	Last 7 Days	Cumulative	Last 24 Hours	Last 7 Days	Cumulative	Last 24 Hours	Last 7 Days	Cumulative
<b>Positive Cases</b>	115	575	11,08,844	83	436	7,71,699	0	0	196	<b>198</b>	<b>1,011</b>	<b>18,80,739</b>
<b>Recovered Cases</b>	103	315	10,96,045	81	241	7,65,737	0	0	187	<b>184</b>	<b>556</b>	<b>18,62,912</b>
<b>Death Cases</b>	0	0	10,765	0	0	6,227	0	0	4	<b>0</b>	<b>0</b>	<b>16,996</b>
<b>Total Tests Done</b>	<b>In Last 24 hrs. : 3,795</b>			<b>In last 7 days : 20,932</b>			<b>Cumulative : 3,22,32,031</b>					
<b>Vaccine Doses Administered</b>	<b>In Last 24 hrs. : 109</b>			<b>In last 7 days : 777</b>			<b>Cumulative : 2,06,98,324</b>					
<b>ACTIVE CASES</b>									<b>831</b>			

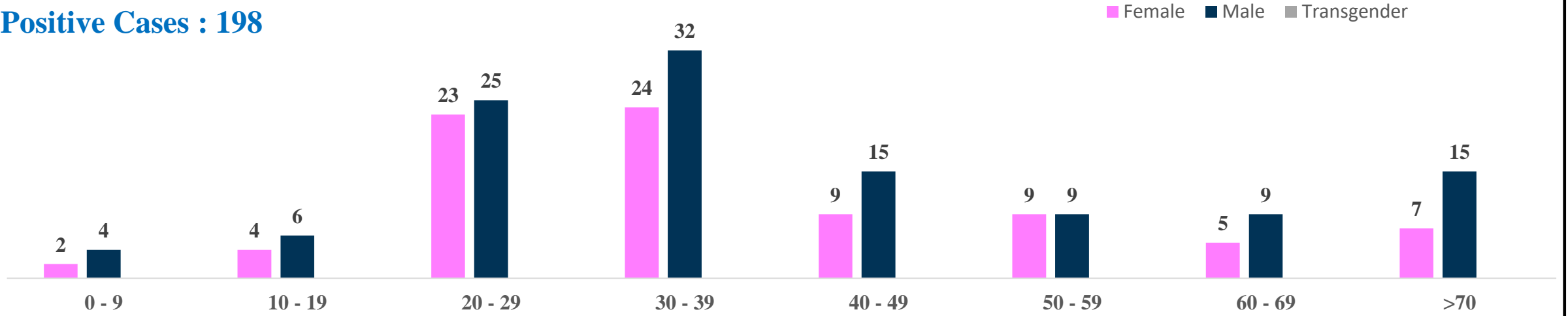
\*Covid deaths occurred today : 00 | Covid deaths occurred beyond last 24hrs., reported today : 00



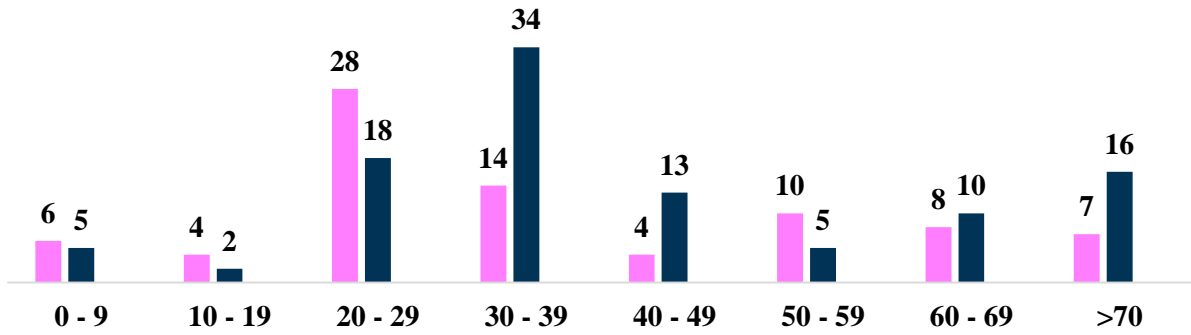
# LAST 24 HOURS AGE GROUP AND GENDER WISE DISTRIBUTION



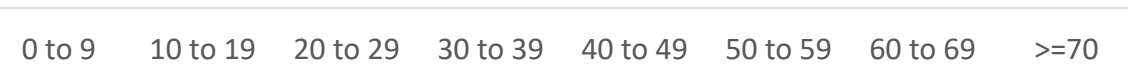
## Positive Cases : 198



## Recovered Cases : 184



## Death Cases : 0

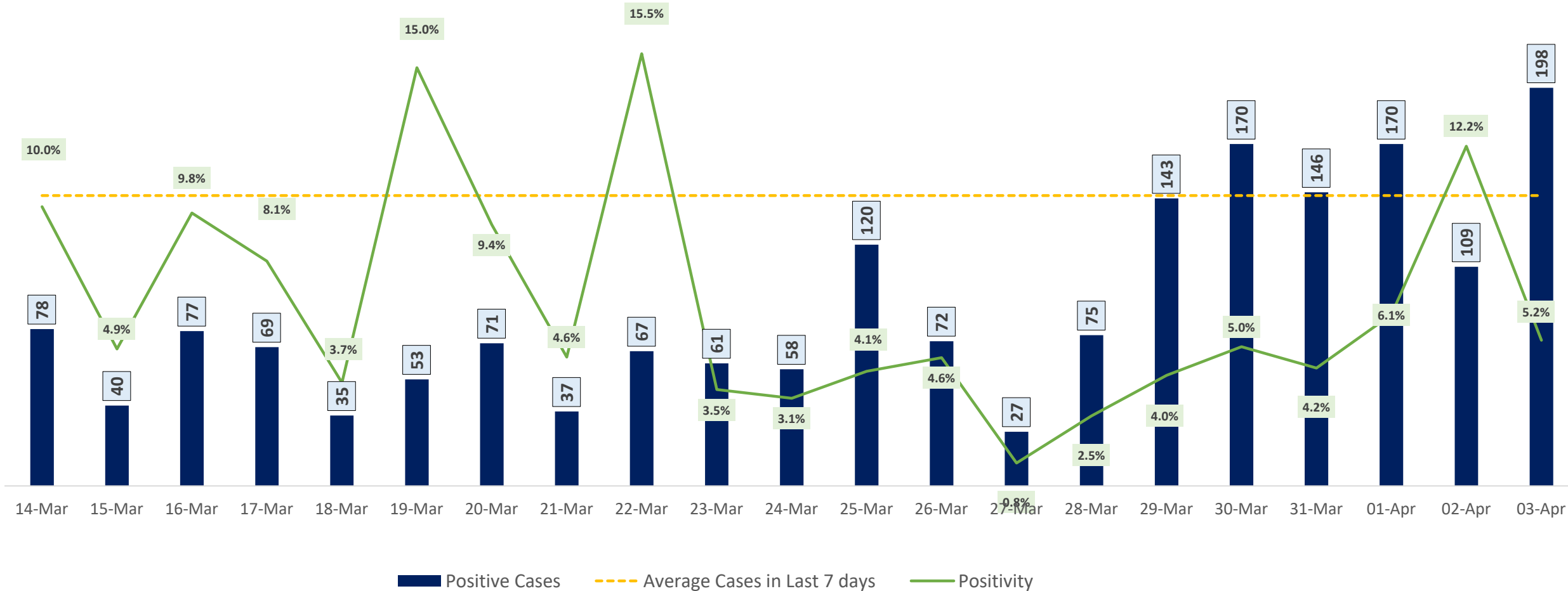




# POSITIVITY RATE OF BENGALURU – LAST 21 DAYS



Average Cases in Last 7 days : 144

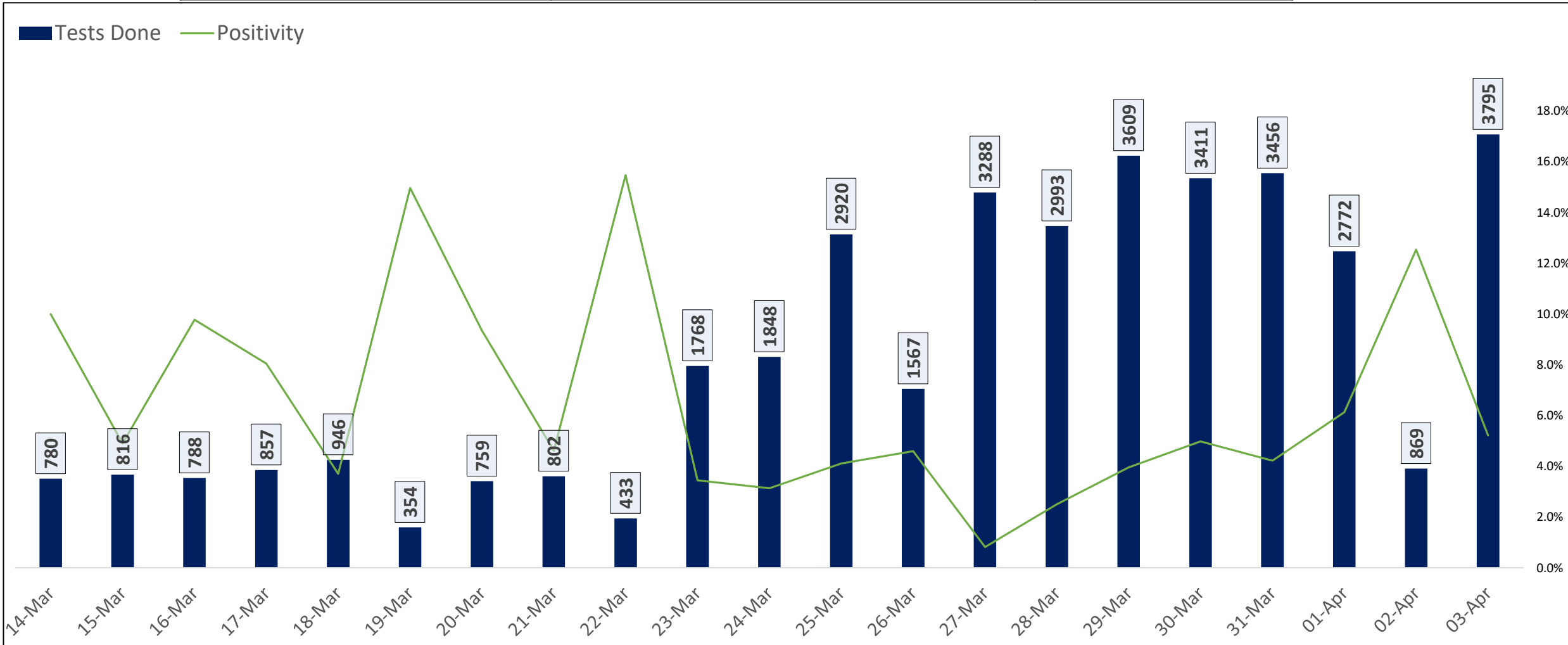




# TESTING TRENDS IN BENGALURU

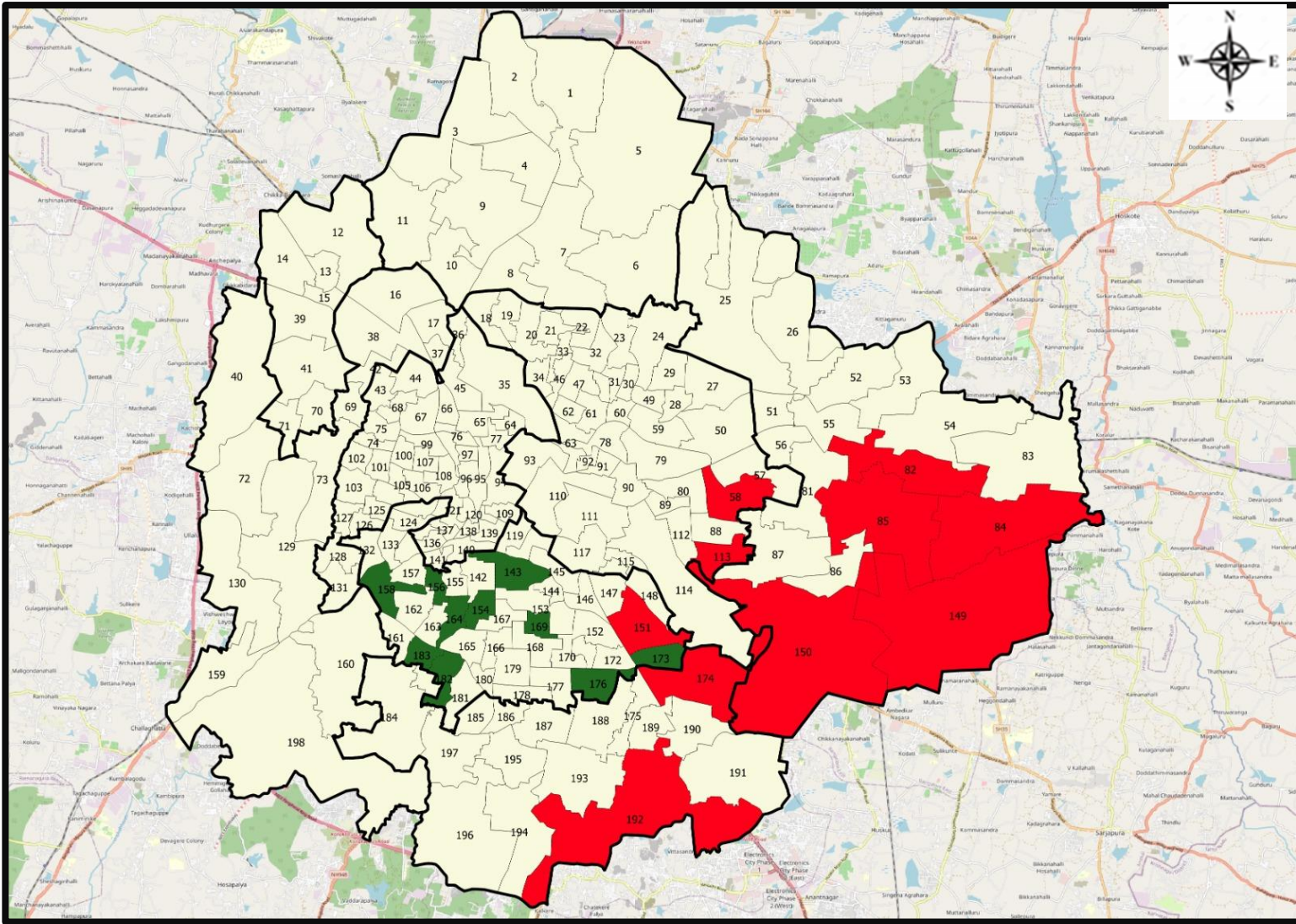


Total Test Conducted Till Date	Test Conducted Last 24 hours	Last 7 Days Average
3,22,32,031	3,795	2,990





# BENGALURU URBAN MAP SHOWING TREND OF POSITIVE CASES IN LAST 7 DAYS



## Top 10 wards reporting highest number of positive cases in last 10 days

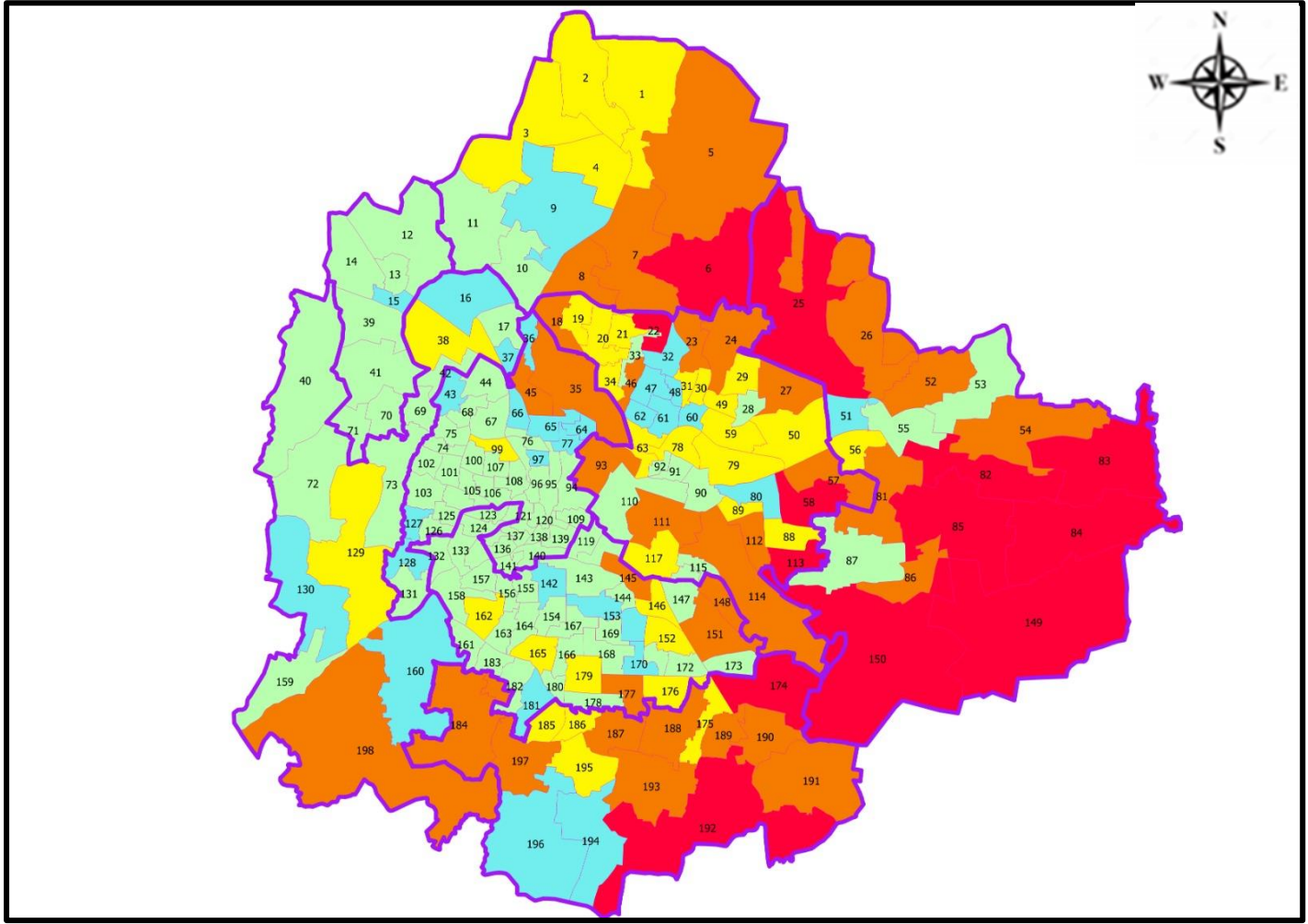
Ward No.	Ward Name	Daily Cases Average
150	Bellanduru	7
174	HSR Layout	5
85	Dodda Nekkundi	4
58	New Tippasandra	3
84	Hagadur	3
149	Varthuru	2
82	Garudachar Palya	2
113	Konena Agrahara	2
151	Koramangala	2
192	Begur	2







## Top 10 wards reporting least number of positive cases in last 7 days

Ward No.	Ward Name	Daily Cases Average
183	Chikkalsandra	0
182	Padmanabha Nagar	0
176	B T M Layout	0
173	Jakkasandra	0
169	Byrasandra	0
164	Vidyapeeta Ward	0
158	Deepanjali Nagara	0
156	Srinagara	0
154	Basavanagudi	0
143	Vishveshwara Puram	0



# BENGALURU MAP SHOWING INTENSITY OF POSITIVE CASES IN LAST 7 DAYS



-  Level 1 : 0 to 1 Cases
-  Level 2 : 1 to 3 Cases
-  Level 3 : 3 to 5 Cases
-  Level 4 : 5 to 10 Cases
-  Level 5 : More than 10 Cases
-  Zone Boundaries



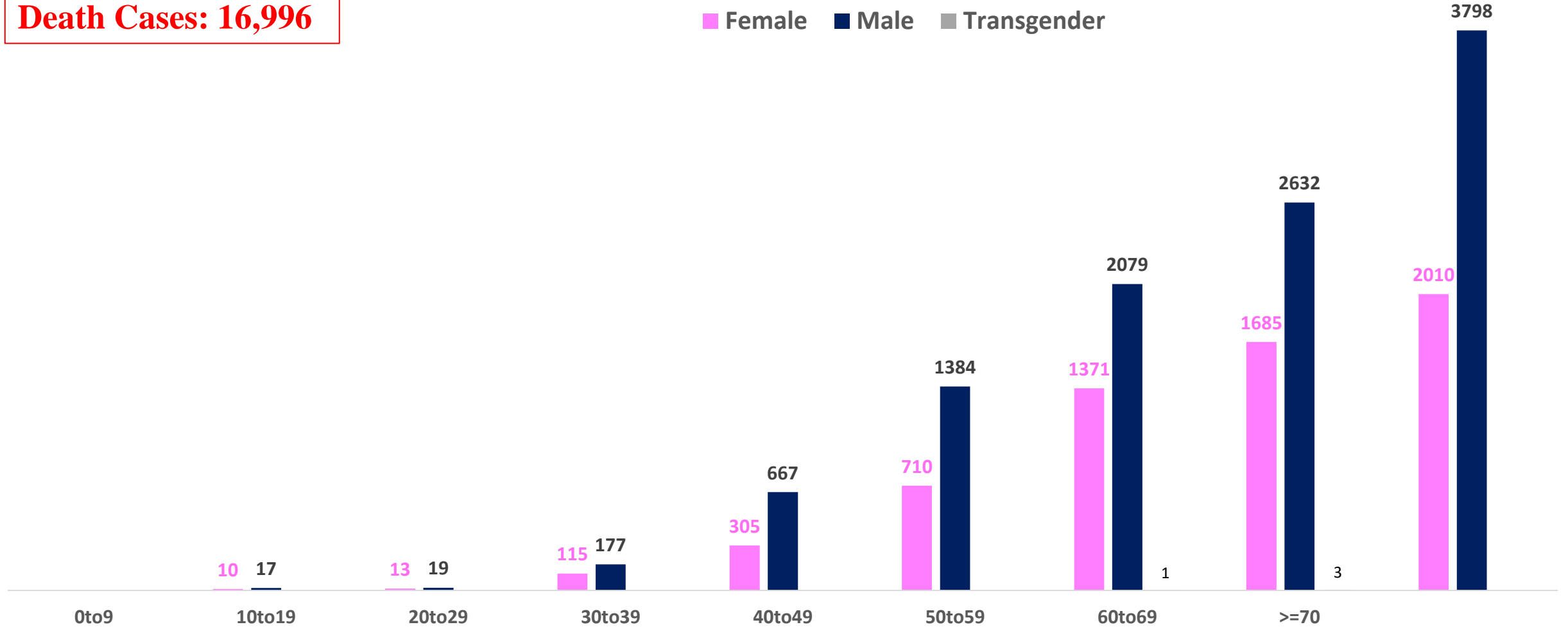


# AGE AND GENDER WISE DISTRIBUTION OF DEATH CASES



**Death Cases: 16,996**

Female Male Transgender





# SNAPSHOT OF COVID-19 CASES IN BENGALURU URBAN



**Total Wards With  
< = 10 Cases\* :  
186**

**Tests Conducted  
on 03.04.2023:  
3,795**

**Recovery  
Rate\*:  
99.05%**

**Total  
Active Cases :  
831**

**Total Vaccinated  
on 03.04.2023:  
109**

**Positivity  
Rate\* :  
4.83%**

**Active  
Rate\*:  
0.04%**

**Case  
Fatality Rate\* :  
0.00%**





\*Total positive cases In the past 7 days

\*CFR and positivity is for Past 7 days



ಬೃಹತ್ ಬೆಂಗಳೂರು ಮಹಾನಗರ ಪಾಲಿಕೆ  
Bruhat Bengaluru Mahanagara Palike



<b>Download BBMP Bulletin</b>	<a href="https://apps.bbmpgov.in/covid19/mediabulletin.php">https://apps.bbmpgov.in/covid19/mediabulletin.php</a>
<b>To register for vaccination :</b>	<a href="https://selfregistration.cowin.gov.in/">https://selfregistration.cowin.gov.in/</a>
<b>BBMP COVID19 Dashboard:</b>	<a href="https://apps.bbmpgov.in/covid19/">https://apps.bbmpgov.in/covid19/</a>
<b>Follow us on:</b>	 <a href="http://www.facebook.com/bbmp.comm1/">www.facebook.com/bbmp.comm1/</a>
	 <a href="https://twitter.com/BBMPCOMM">twitter.com/BBMPCOMM</a>
	  <a href="https://www.instagram.com/BBMPSplHealth">BBMPSplHealth</a>

**Issued by:**

**Honorable Chief Commissioner, BBMP  
Special Commissioner Health, BBMP  
MD, Bengaluru Smart City Limited**

**THANK YOU !**

